



XS TOOTH SYSTEM





EXTREME STRENGTH

HIGH PERFORMANCE, LASTING VALUE

The XS tooth system, available for a full range of excavators, will improve the digging performance of your earthmoving machines. The streamline profile increases penetration and material flow to ensure you get the most from your digging attachments. With XS systems, machine operators are properly equipped to maximize payloads and improve cycle times. With proper installation and maintenance, end users can realize improvements in fuel consumption and costs per hour/ton. Most importantly, XS systems are safer and easier to maintain.

EASY INSTALLATION

QUICK CHANGE-OUT

The simple and intuitive fastening system makes the XS tooth system one of the best and most reliable solutions on the market today. With an XS system, it takes just minutes to change teeth.

STEP 1

Place tooth onto adapter, always observing proper safety procedures.



STEP 2

Insert fastener, making sure it is in the unlocked position.



STEP 3

Rotate the pin locking shaft counterclockwise 90° to lock teeth into position.



[Unlocked]




[Locked]

EXTREME DURABILITY

HARDNESS RIGHT TO THE CORE

XS teeth are built to the highest standard. All XS system parts are heat treated to meet critical specifications for strength and durability, not only on the surface but right to the core.



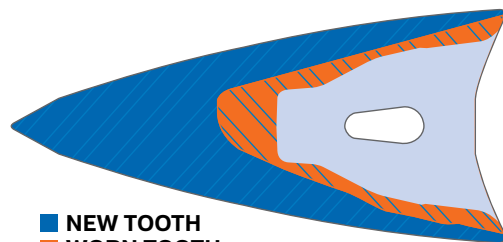
Hensley heat treatment produces a 477-532 Brinell level of hardness throughout the tooth.

EXTREME PRODUCTIVITY

HIGHER CONSUMPTION RATIO

60% CONSUMABLE STEEL

XS teeth maximize consumption ratios without unnecessary bulk providing longer wear life, improved performance and less throw away.

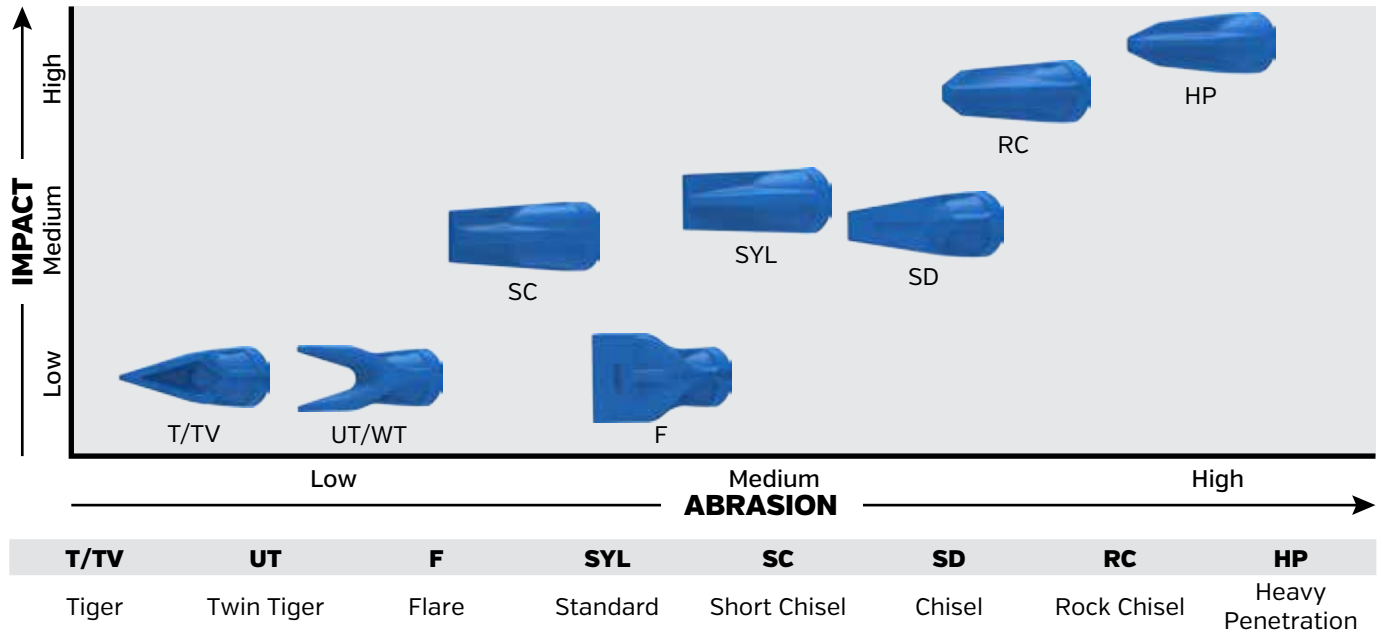


■ NEW TOOTH
■ WORN TOOTH


EXCAVATOR TEETH FOR EVERY APPLICATION

XS tooth systems are available for every application. The high quality steel and unique designs minimize downtime, increase productivity, and reduce costs. Tooth changes are quick with reduced maintenance; components are specially designed to withstand extreme impacts and high abrasion.

EXCAVATOR



ADAPTERS



Note: Not all tooth styles are available for all series



EXTREME STRENGTH

HIGH PERFORMANCE, LASTING VALUE

The XS tooth system, available for a full range of wheel loaders, will improve the digging and loading performance of your earthmoving machines. With XS systems, machine operators are properly equipped to maximize payloads and improve cycle times. End users can realize improvements in fuel consumption and costs per hour/ton. With proper installation and maintenance. The streamline profile increases penetration and material flow to ensure you get the most from your digging attachments. Most importantly, XS systems are safer and easier to maintain.

EASY INSTALLATION

QUICK CHANGE-OUT

The simple and intuitive fastening system makes the XS tooth system one of the best and most reliable solutions on the market today. With an XS system, it takes just minutes to change teeth.

STEP 1

Place tooth onto adapter, always observing proper safety procedures.



STEP 2

Insert fastener, making sure it is in the unlocked position.



STEP 3

Rotate the pin locking shaft counterclockwise 90° to lock teeth into position.



[Unlocked]

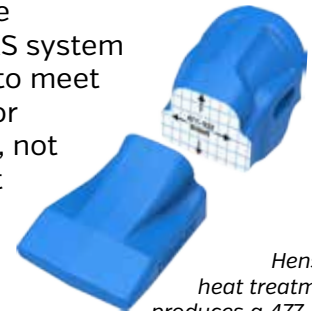


[Locked]

EXTREME DURABILITY

HARDNESS RIGHT TO THE CORE

XS teeth are built to the highest standard. All XS system parts are heat treated to meet critical specifications for strength and durability, not only on the surface but right to the core.



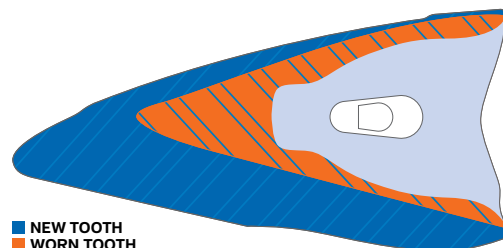
Hensley heat treatment produces a 477-532 Brinell level of hardness throughout the tooth.

EXTREME PRODUCTIVITY

HIGHER CONSUMPTION RATIO

60% CONSUMABLE STEEL

XS teeth maximize consumption ratios without unnecessary bulk providing longer wear life, improved performance and less throw away.

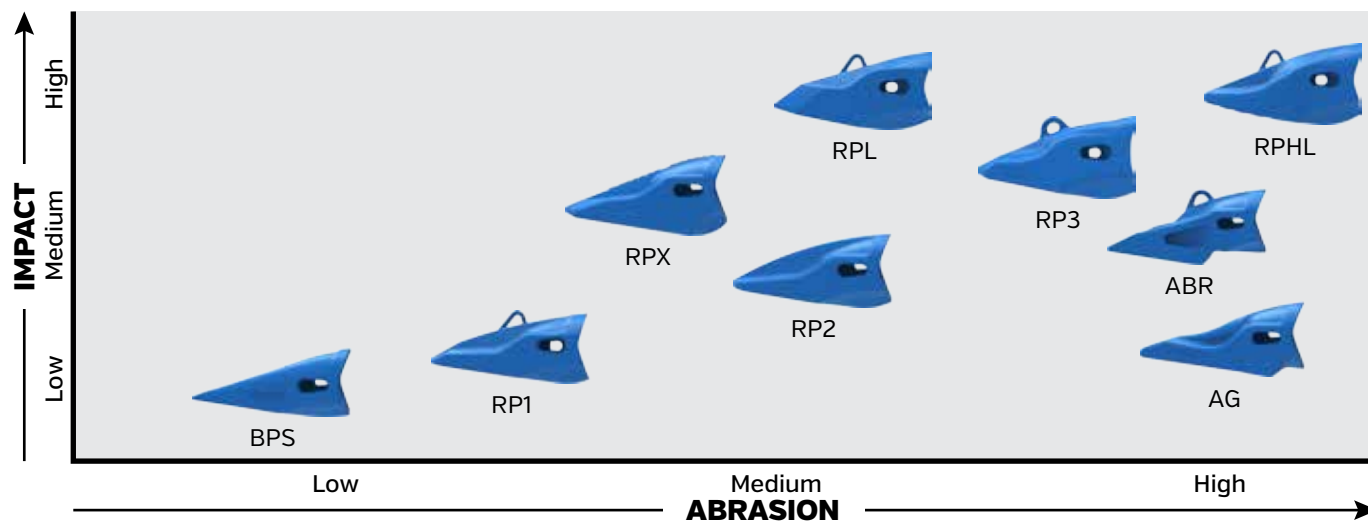


■ NEW TOOTH
■ WORN TOOTH

LOADER TEETH FOR EVERY APPLICATION

XS tooth systems are available for every application. The high quality steel and unique designs minimize downtime, increase productivity, and reduce costs. Tooth changes are quick with reduced maintenance; components are specially designed to withstand extreme impacts and high abrasion.

LOADER



BPS	RP1	RP2	RPL	RPX	RP3	ABR	AG	RPHL
General Purpose	Rock Penetrator	Rock Penetrator	Rock Penetrator - Long	Rock Penetrator - Heavy	Rock Penetrator	Heavy Abrasion	Abrasion	Rock Penetrator - Heavy Long

ADAPTERS



1 1/2 HALF LEG



STRADDLE LEG



SPADE



WELD-ON NOSE



BOLT-ON



CENTER BOLT-ON

Note: Not all tooth styles are available for all series



EXTREME STRENGTH

SAFE AND EASY TO INSTALL IN THE FIELD

The XSC tooth system will improve the digging and loading performance of your rope shovel machines. The streamline profile increases penetration and material flow to ensure you get the most from your equipment. With the XSC system machine operators are properly equipped to maximize payloads and improve cycle times. With proper installation and maintenance, end users can realize improvements in fuel consumption and lower costs per ton. Most importantly, XSC tooth system is safer and easier to maintain.

HAMMERLESS INSTALLATION WHISLER 10 & WHISLER 12

STEP 1

Gauge Lip - Ensure the lip is within specification for proper install and does not require rebuild. Check both the horizontal and vertical axis.



STEP 2

Position Adapter - Using proper equipment and safety procedures, move adapter onto the lip.



STEP 3

Insert c-clamp and shim.




STEP 4

Insert wedge from the top and turn shim shaft clockwise to 400 ft./lb. torque.



EXTREME DURABILITY HARDNESS RIGHT TO THE CORE

XSC teeth are built to the highest standard. All XSC system parts are heat treated to meet critical specifications for strength and durability, not only on the surface but through hardened.



Hensley heat treatment produces a 477-532 Brinell level of hardness throughout the tooth.

STREAMLINE PROFILE INCREASED MATERIAL FLOW

The unique profile increases penetration and material flow. Improving machine efficiency, reducing fuel consumption, and cost per ton.



ROPE SHOVEL TEETH FOR EVERY APPLICATION

The XSC tooth system is specially designed to help withstand extreme impacts and high abrasion. The high quality castings and unique designs minimize downtime, increases productivity, and reduces costs. Hensley XSC tooth system provides a safer and more reliable wear solution for increasing machine performance.

ROPE SHOVEL

RMHL

HEAVY DUTY

Standard heavy application and longer wear life



RM

STANDARD

Overall applications



RMX

CHISEL

Standard application tooth designed for penetration



TS

SHORT

High impact application



S

SHORT

High abrasion application



SD

ROCK CHISEL

Designed for better penetration and long wear life



XSC12 INSTALLATION

XSC12 PSL PIN


STEP 1

Insert pin into adapter.



STEP 2

Install Tooth onto adapter.



STEP 3

Rotate and lock pin.

- A) Rotate pin clockwise 200°



- B) Verify all 3 engraved markings are aligned

STEP 4

Click confirms locked position.



XSC127 INSTALLATION

XSC127 PIN

STEP 1

Place tooth onto adapter, always observing proper safety procedures.



STEP 2

Insert fastener, making sure it is in the unlocked position.



STEP 3

Rotate the pin locking shaft clockwise 90° to lock teeth into position.



[Unlocked]



[Locked]



Since 1947, Hensley Industries, Inc. has dedicated itself to providing superior products and service across the globe.

Hensley's continuous commitment to safety, quality, reliability and our customers enables us to help those in the field every day.

HENSLEY INDUSTRIES, INC.

2108 Joe Field Road
Dallas, Texas 75229 USA

CUSTOMER SERVICE

USA/Canada [888] 406-6262
International +1 [972] 406-6262

www.HENSLEYIND.com



Safety First! Hensley Industries, Inc. recommends following all safety protocols when using our products and utilizing all PPE.

©2017 Hensley Industries, Inc. This publication is protected under the copyright laws of the United States. Unauthorized duplication or distribution is prohibited.

XS-01-021017